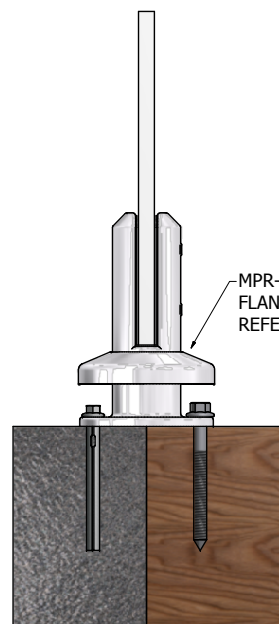
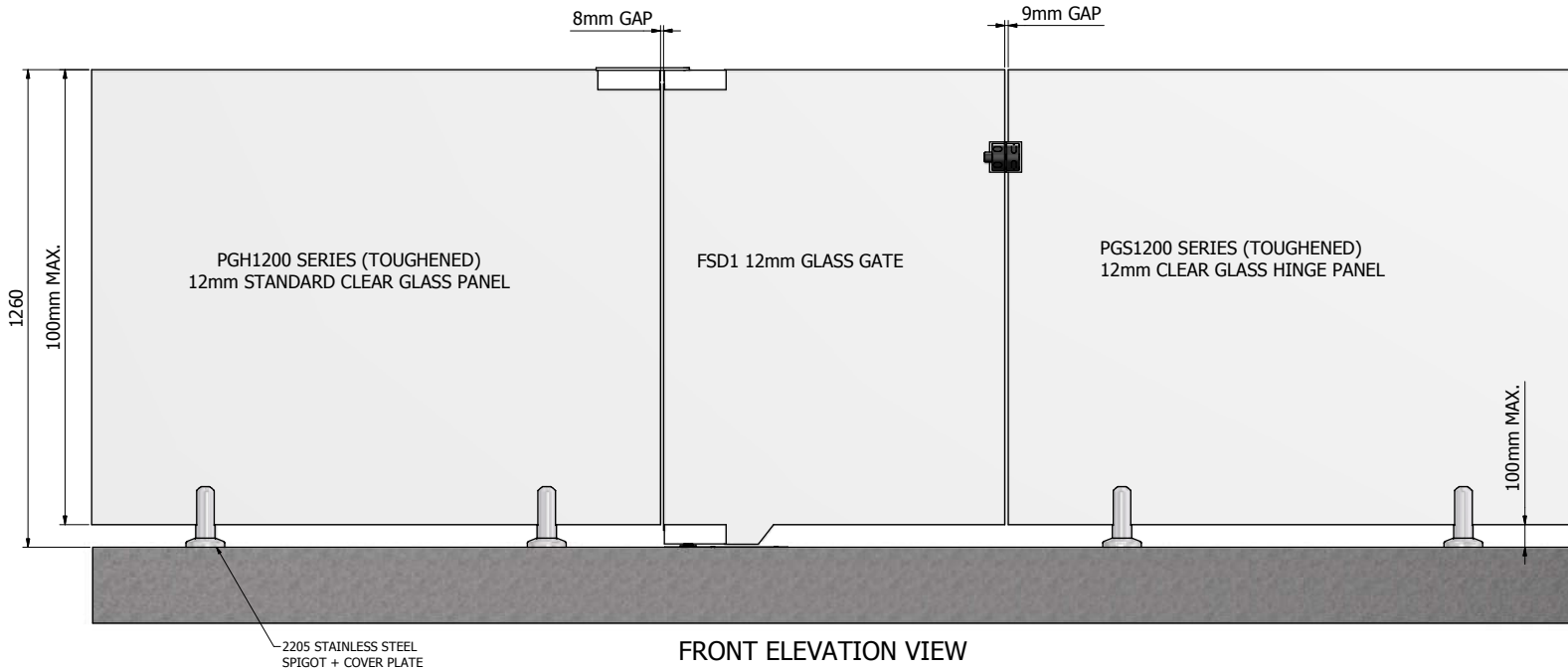


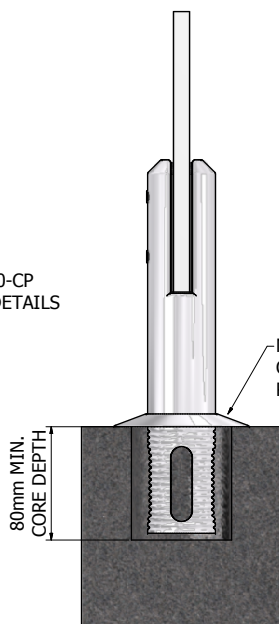


**FRAMELESS MP SERIES GLASS  
POOL FENCING WITH HEAVY DUTY  
FLOOR SPRING  
INSTALLATION GUIDE**

PRODUCT CODE: MP/FS

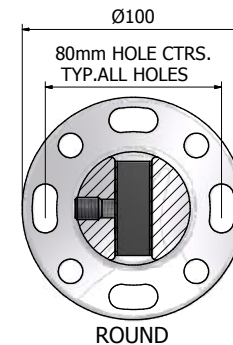
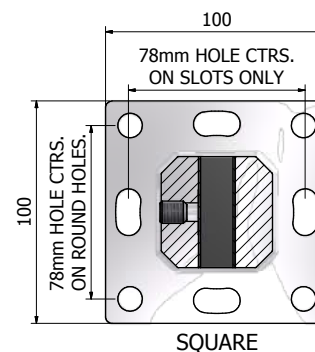



FLANGED  
SPIGOT DETAIL



CORE DRILL  
SPIGOT DETAIL

ADJUST GLASS ANGLE  
BY SETTING GRUB SCREWS  
IN & OUT - UP TO 10°  
EACH WAY



**PRODUCT CODE:**  
**MP/FS**

**PRODUCT TYPE:**  
FLOOR SPRING GATE PACKAGE  
TO SUIT MP AND INGROUND SERIES

**AVAILABLE FINISHES:**  
- SATIN  
- POLISHED

**AUSTRALIAN STANDARDS:**  
REGULATION No. AS1926.1 - POOL SAFETY STANDARDS  
REGULATION No. AS2088 - A GRADE TOUGHENED GLASS

**GLASS INCLUDED:**  
- FLOOR SPRING DOOR PANEL (FSD1) 1252x900mm  
- POOL GLASS FLOOR SPRING HINGE PANEL (PGH1200)  
WIDTHS AVAILABLE FROM 800mm TO 1900mm  
(IN 50mm INCREMENTS)  
- POOL GLASS STANDARD PANEL 1200mm (PGS1200)  
WIDTHS AVAILABLE FROM 200mm TO 2000mm  
(IN 50mm INCREMENTS)

**HARDWARE INCLUDED:**  
- FLOOR SPRING HEAVY DUTY (FS-1)  
- TOP PATCHES x 2 (PF-12)  
- BOTTOM PATCH (PF-10)  
- TOP ARM PIVOT (GF-01)  
- FRICTION LATCH (FL-GG)

**SPIGOTS**  
- MPR-150 (MINI POST - ROUND)  
- MPR-150-CP (COVER PLATE - ROUND)  
- MPR-250 (MINI POST IN GROUND - ROUND)  
- MPR-250-DR (DRESS RING - ROUND)  
- MPS-150 (MINI POST - SQUARE)  
- MPS-150-CP (COVER PLATE - SQUARE)  
- MPS-250 (MINI POST INGROUND - SQUARE)  
- MPS-250-DR (DRESS RING - SQUARE)

**RECOMMENDED SPIGOT FIXINGS**  
- FLANGED SPIGOT - ON CONCRETE  
M10 x 100mm STAINLESS ALLTHREAD & NUT  
CHEMSET CHEMICAL ANCHOR  
OR 10mm x 100mm STAINLESS STEEL DYNA BOLT

- FLANGED SPIGOT ON TIMBER  
M10 x 100mm STAINLESS STEEL  
HEX HEAD COACH SCREW

- CORE DRILLED SPIGOT  
MINIMUM Ø75mm x 80mm DEEP CORE DRILL HOLE  
FILLED WITH TGRQ-20 BOSTIK TECHFLOW  
NON-SHRINK GROUT

frameless  
**direct**  
architectural glass and hardware

21 ENCORE AVENUE, SOMERTON, VICTORIA AUSTRALIA 3062

WEBSITE: [www.framelessdirect.com.au](http://www.framelessdirect.com.au)  
EMAIL: [sales@framelessdirect.com.au](mailto:sales@framelessdirect.com.au)

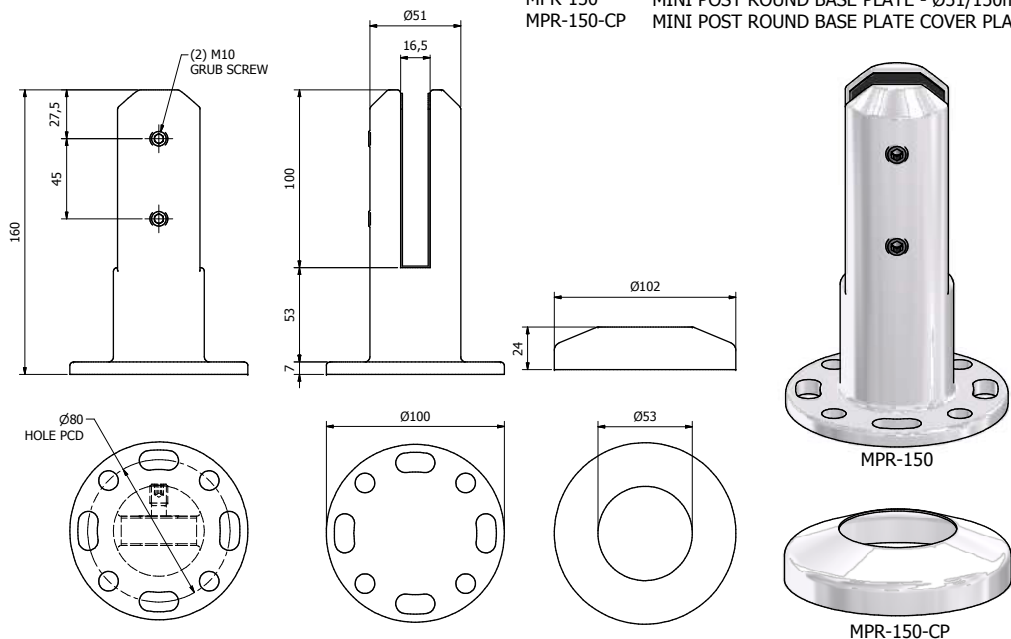
TEL: 03 9303 9008  
FAX: 03 8339 2425

# STANDARD BASE PLATE SPIGOT - ROUND

## CODE

## DESCRIPTION

MPR-150 MINI POST ROUND BASE PLATE - Ø51/150mm  
MPR-150-CP MINI POST ROUND BASE PLATE COVER PLATE

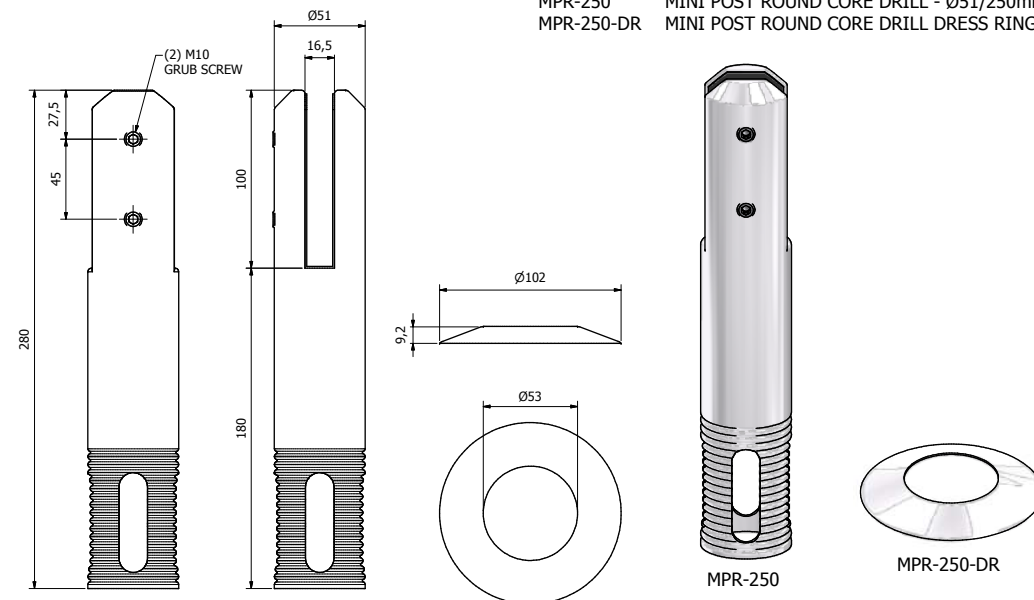


# STANDARD CORE DRILL SPIGOT - ROUND

## CODE

## DESCRIPTION

MPR-250 MINI POST ROUND CORE DRILL - Ø51/250mm  
MPR-250-DR MINI POST ROUND CORE DRILL DRESS RING

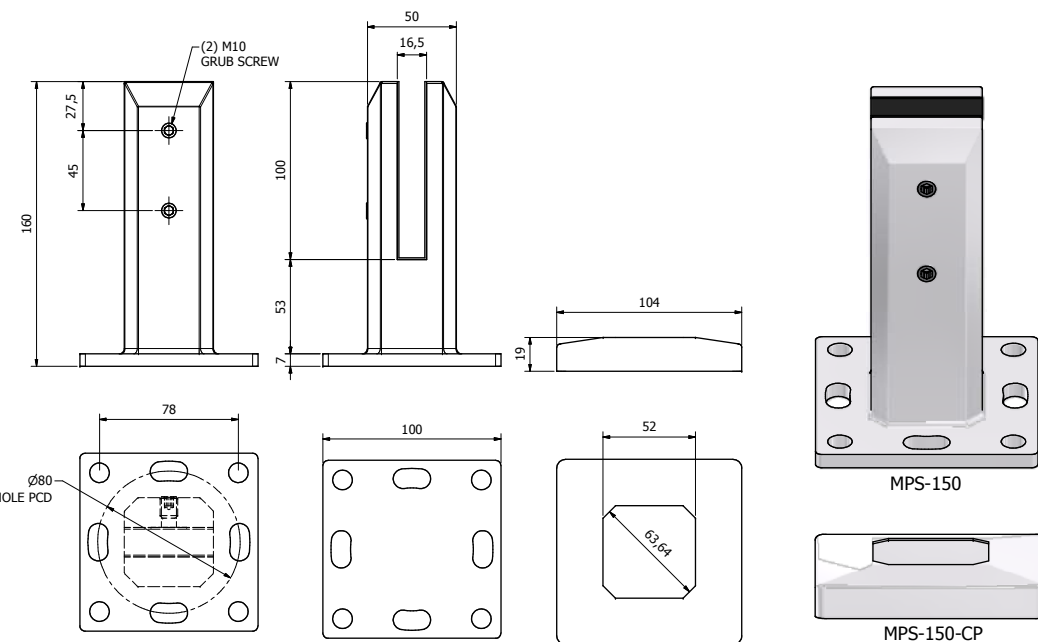


# STANDARD BASE PLATE SPIGOT - SQUARE

## CODE

## DESCRIPTION

MPS-150 MINI POST SQUARE BASE PLATE - 50/150mm  
MPS-150-CP MINI POST SQUARE BASE PLATE COVER RING

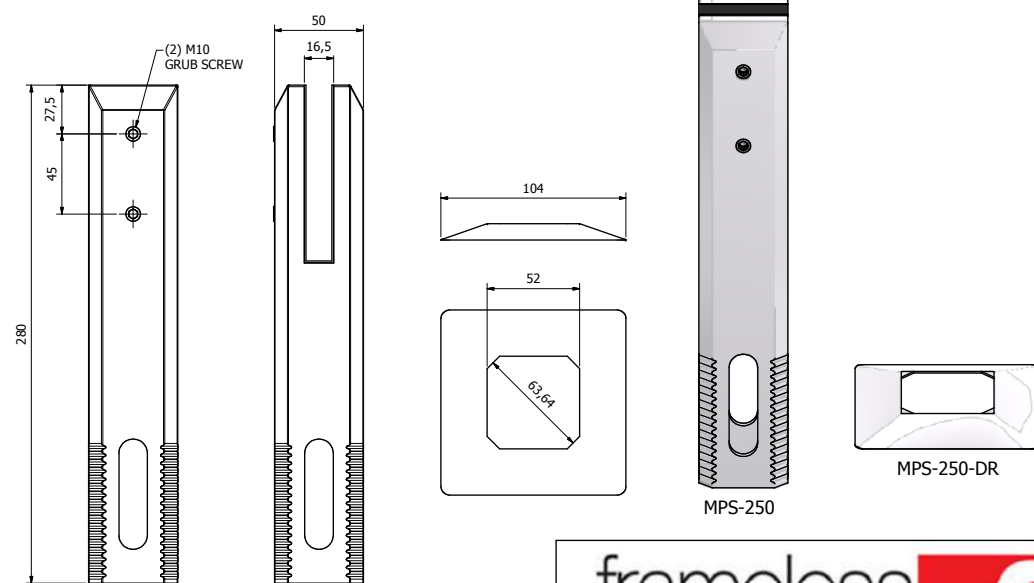


# STANDARD CORE DRILL SPIGOT - SQUARE

## CODE

## DESCRIPTION

MPS-250 MINI POST SQUARE CORE DRILL - 50/250mm  
MPS-250-DR MINI POST SQUARE CORE DRILL DRESS RING

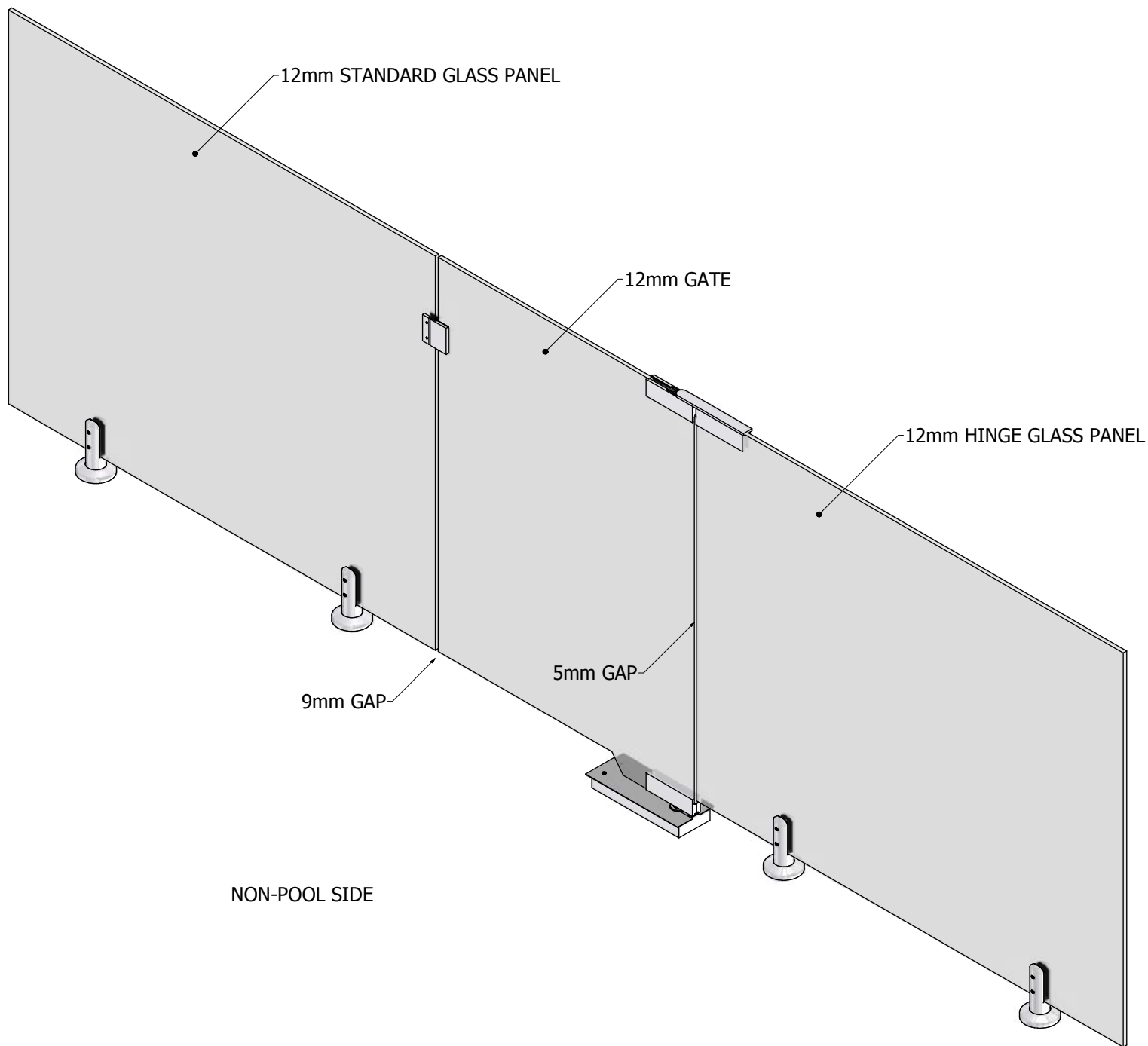


21 ENCORE AVENUE, SOMERTON, VICTORIA AUSTRALIA 3062

WEBSITE: [www.framelessdirect.com.au](http://www.framelessdirect.com.au) TEL: 03 9303 9008  
EMAIL: [sales@framelessdirect.com.au](mailto:sales@framelessdirect.com.au) FAX: 03 8339 2425

frameless  
direct  
architectural glass and hardware





**PRODUCT CODE:**  
MP/FS

**PRODUCT TYPE:**  
FLOOR SPRING GATE PACKAGE  
*TO SUIT MP AND INGROUND SERIES*

**AVAILABLE FINISHES:**  
- SATIN  
- POLISHED

**AUSTRALIAN STANDARDS:**  
REGULATION No. AS1926.1 - POOL SAFETY STANDARDS  
REGULATION No. AS2088 - A GRADE TOUGHENED GLASS

**GLASS INCLUDED:**  
- FLOOR SPRING HINGE DOOR PANEL 1200x900mm (FSD1)  
- POOL GLASS FLOOR SPRING HINGE PANEL 1200mm (PGH1200)  
- POOL GLASS STANDARD PANEL 1200mm (PGS1200)

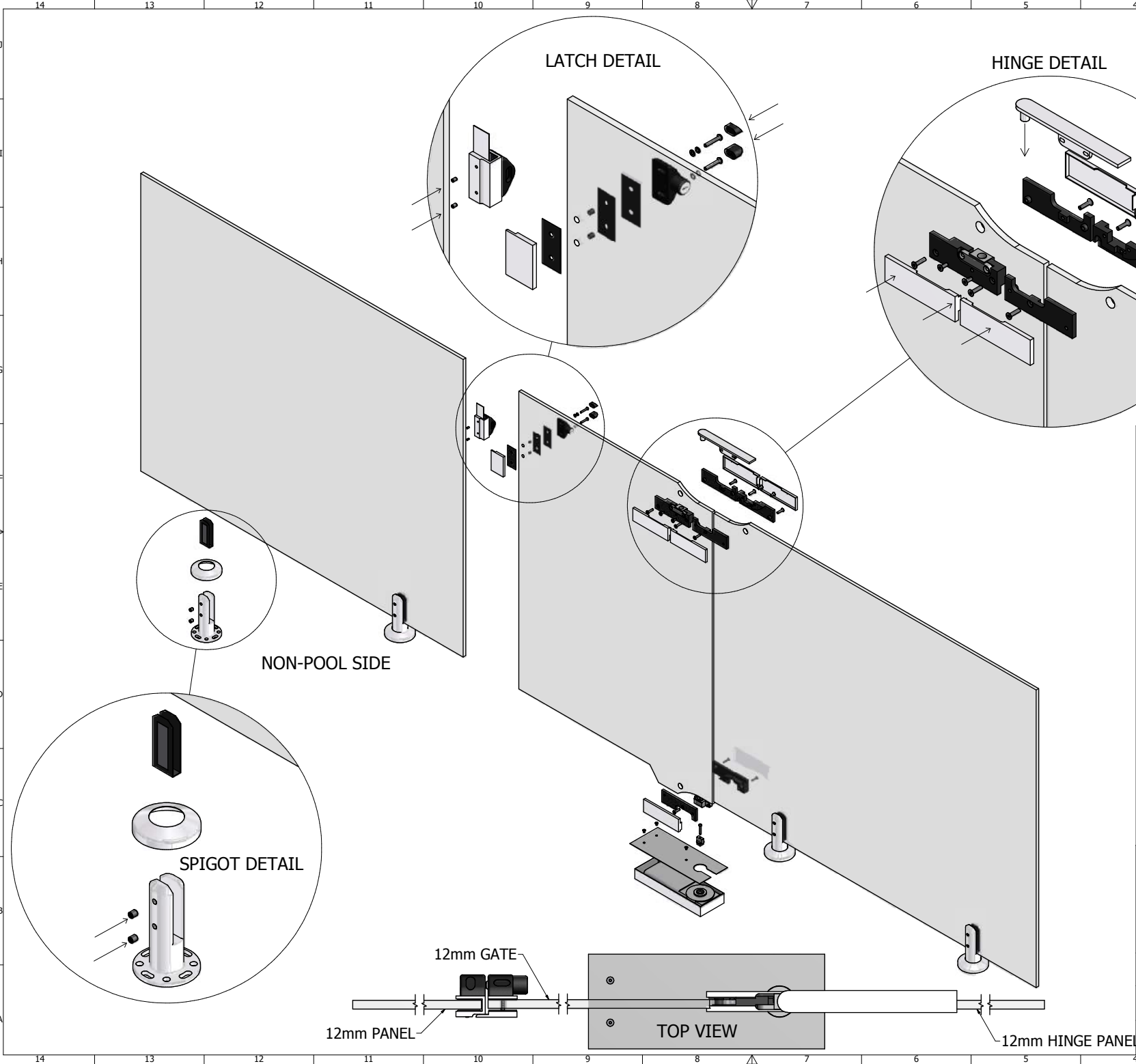
**HARDWARE INCLUDED:**  
- FLOOR SPRING HEAVY DUTY (FS-1)  
- TOP PATCHES x 2 (PF-12)  
- BOTTOM PATCH (PF-10)  
- TOP ARM PIVOT (GF-01)  
- FRICTION LATCH (FL-GG)

frameless  
**direct**  
architectural glass and hardware 

21 ENCORE AVENUE, SOMERTON, VICTORIA AUSTRALIA 3062

WEBSITE: [www.framelessdirect.com.au](http://www.framelessdirect.com.au)  
EMAIL: [sales@framelessdirect.com.au](mailto:sales@framelessdirect.com.au)

TEL: 03 9303 9008  
FAX: 03 8339 2425



**PRODUCT CODE:**  
MP/FS

**PRODUCT TYPE:**  
FLOOR SPRING GATE PACKAGE  
TO SUIT MP AND INGROUND SERIES

**AVAILABLE FINISHES:**  
- SATIN  
- POLISHED

**AUSTRALIAN STANDARDS:**  
REGULATION No. AS1926.1 - POOL SAFETY STANDARDS  
REGULATION No. AS2088 - A GRADE TOUGHENED GLASS

**GLASS INCLUDED:**  
- FLOOR SPRING HINGE DOOR PANEL 1200x900mm (FSD1)  
- POOL GLASS FLOOR SPRING HINGE PANEL 1200mm (PGH1200)  
- POOL GLASS STANDARD PANEL 1200mm (PGS1200)

**HARDWARE INCLUDED:**  
- FLOOR SPRING HEAVY DUTY (FS-1)  
- TOP PATCHES x 2 (PF-12)  
- BOTTOM PATCH (PF-10)  
- TOP ARM PIVOT (GF-01)  
- FRICTION LATCH (FL-GG)

frameless  
**direct**  
architectural glass and hardware

21 ENCORE AVENUE, SOMERTON, VICTORIA AUSTRALIA 3062

WEBSITE: [www.framelessdirect.com.au](http://www.framelessdirect.com.au)  
EMAIL: [sales@framelessdirect.com.au](mailto:sales@framelessdirect.com.au)

TEL: 03 9303 9008  
FAX: 03 8339 2425

# FL-GG GLASS TO GLASS MAGNALATCH D.I.Y. ASSEMBLY GUIDE

## ITEM LIST

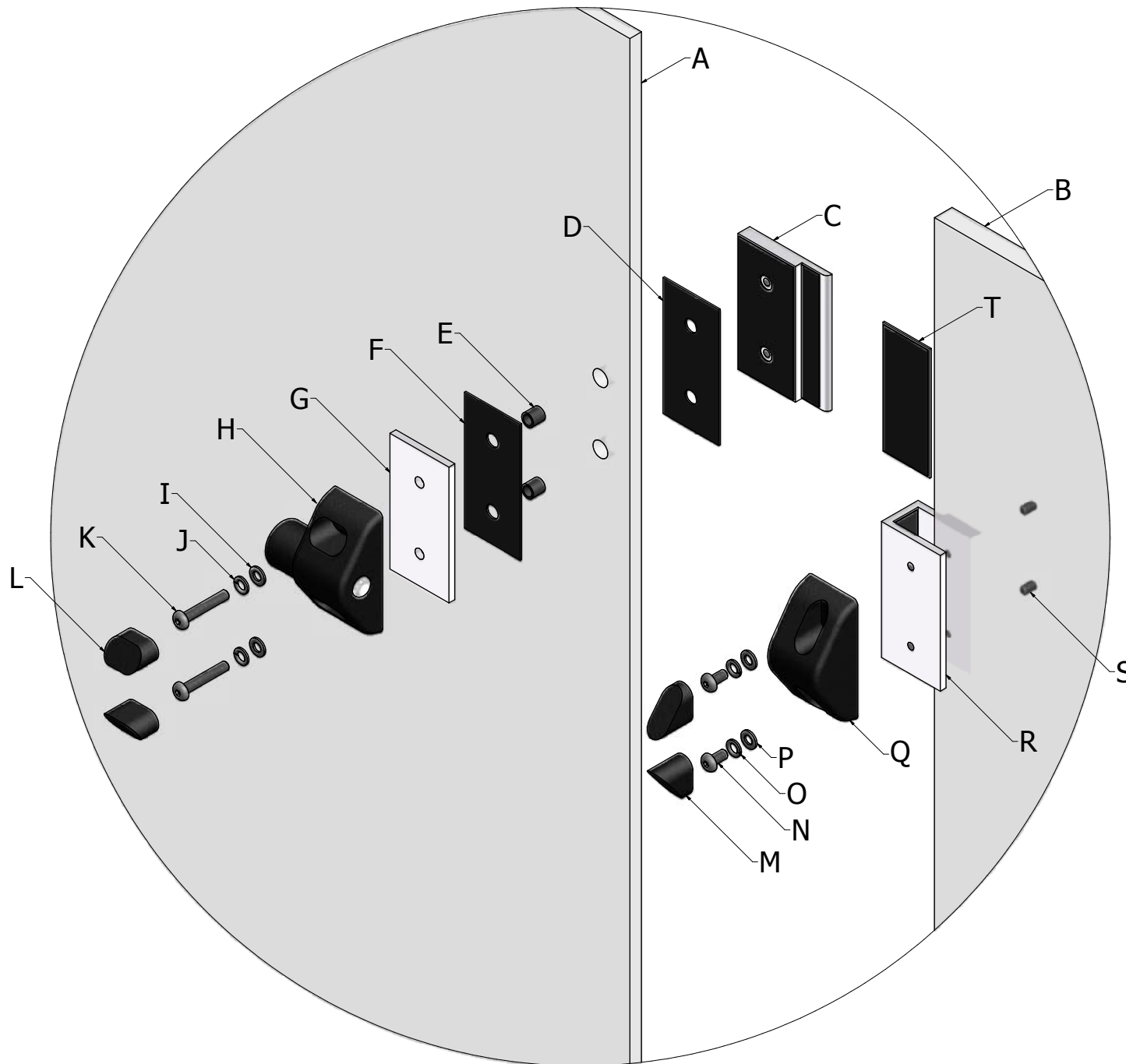
- A - 10mm GLASS GATE PANEL
- B - 12mm HINGE GLASS PANEL
- C - LATCH BACKING KEEPER PLATE
- D - RUBBER SPACER
- E - HOLE SPACER
- F - RUBBER SPACER
- G - LATCH FIXING PLATE
- H - MALE LATCH HOUSING LOCKABLE
- I - M5 STAINLESS STEEL FLAT WASHER
- J - M5 STAINLESS STEEL SPRING WASHER
- K - M5 x 30 STAINLESS STEEL BUTTON HEAD SOCKET SCREW
- L - HOLE PLUG (MALE HOUSING)
- M - HOLE PLUG (FEMALE HOUSING)
- N - M5 x 10 STAINLESS STEEL BUTTON HEAD SOCKET SCREW
- O - M5 STAINLESS STEEL SPRING WASHER
- P - M5 STAINLESS STEEL FLAT WASHER
- Q - FEMALE LATCH HOUSING
- R - FRICTION LATCH PLATE
- S - M5 STAINLESS STEEL GRUB SCREW
- T - FRICTION LATCH PRESSURE PLATE

frameless  
**direct**  
architectural glass and hardware

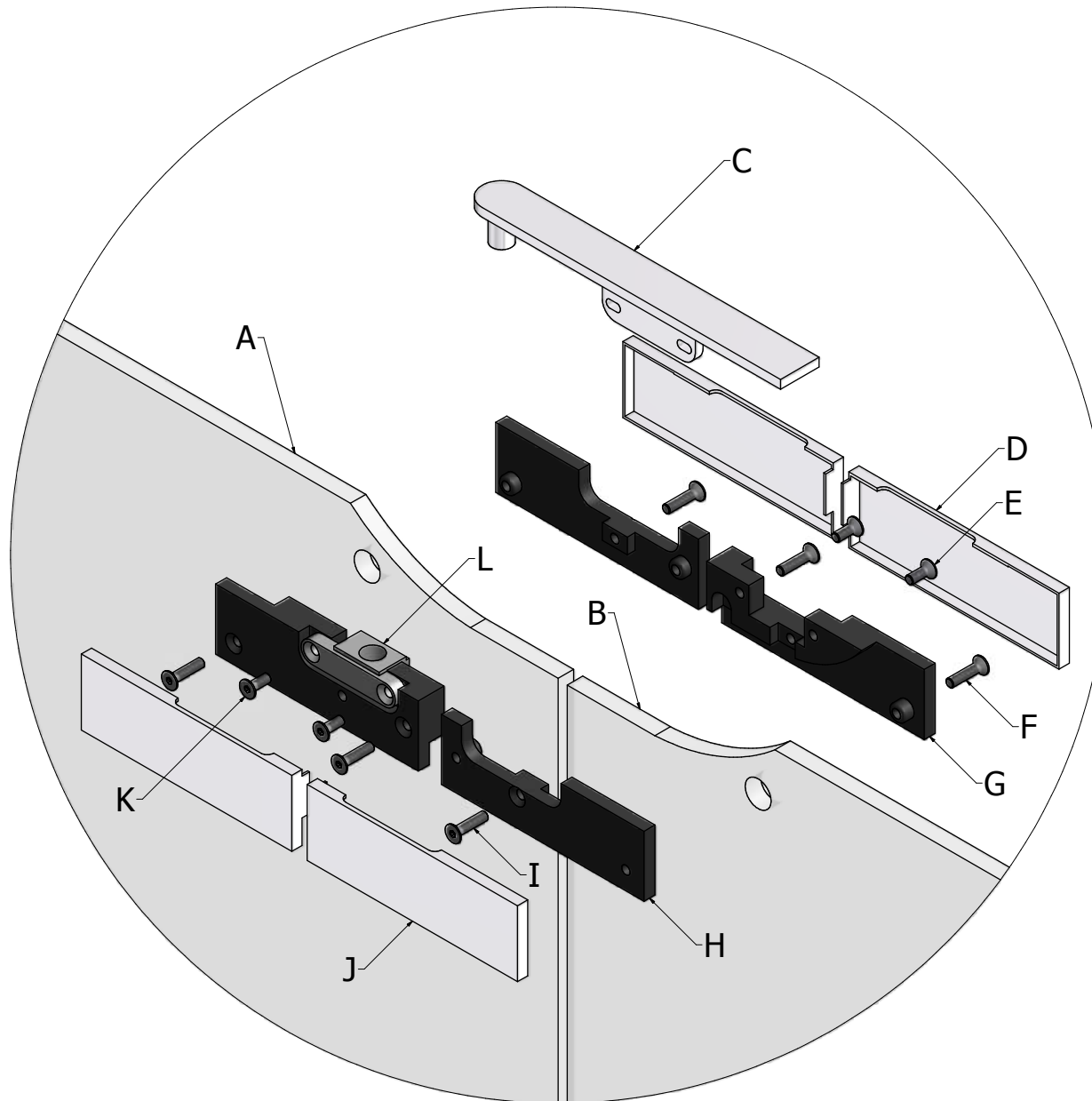
21 ENCORE AVENUE, SOMERTON, VICTORIA AUSTRALIA 3062

WEBSITE: [www.framelessdirect.com.au](http://www.framelessdirect.com.au)  
EMAIL: [sales@framelessdirect.com.au](mailto:sales@framelessdirect.com.au)

TEL: 03 9303 9008  
FAX: 03 8339 2425



# **PF-12** **GLASS TO GLASS** **FLOOR SPRING TOP PATCH** **D.I.Y. ASSEMBLY GUIDE**



## **ITEM LIST**

- A - 12mm GLASS GATE PANEL
- B - 12mm HINGE GLASS PANEL
- C - TOP ARM PIVOT (GF-01)
- D - COVER PLATE
- E - M6 x 16 STAINLESS STEEL COUNTERSUNK CAP SCREW
- F - M6 x 27 STAINLESS STEEL COUNTERSUNK CAP SCREW
- G - HINGE BODY LH
- H - HINGE BODY RH
- I - M6 x 27 STAINLESS STEEL COUNTERSUNK CAP SCREW
- J - COVER PLATE
- K - M6 x 16 STAINLESS STEEL COUNTERSUNK CAP SCREW
- L - PIVOT HOUSING

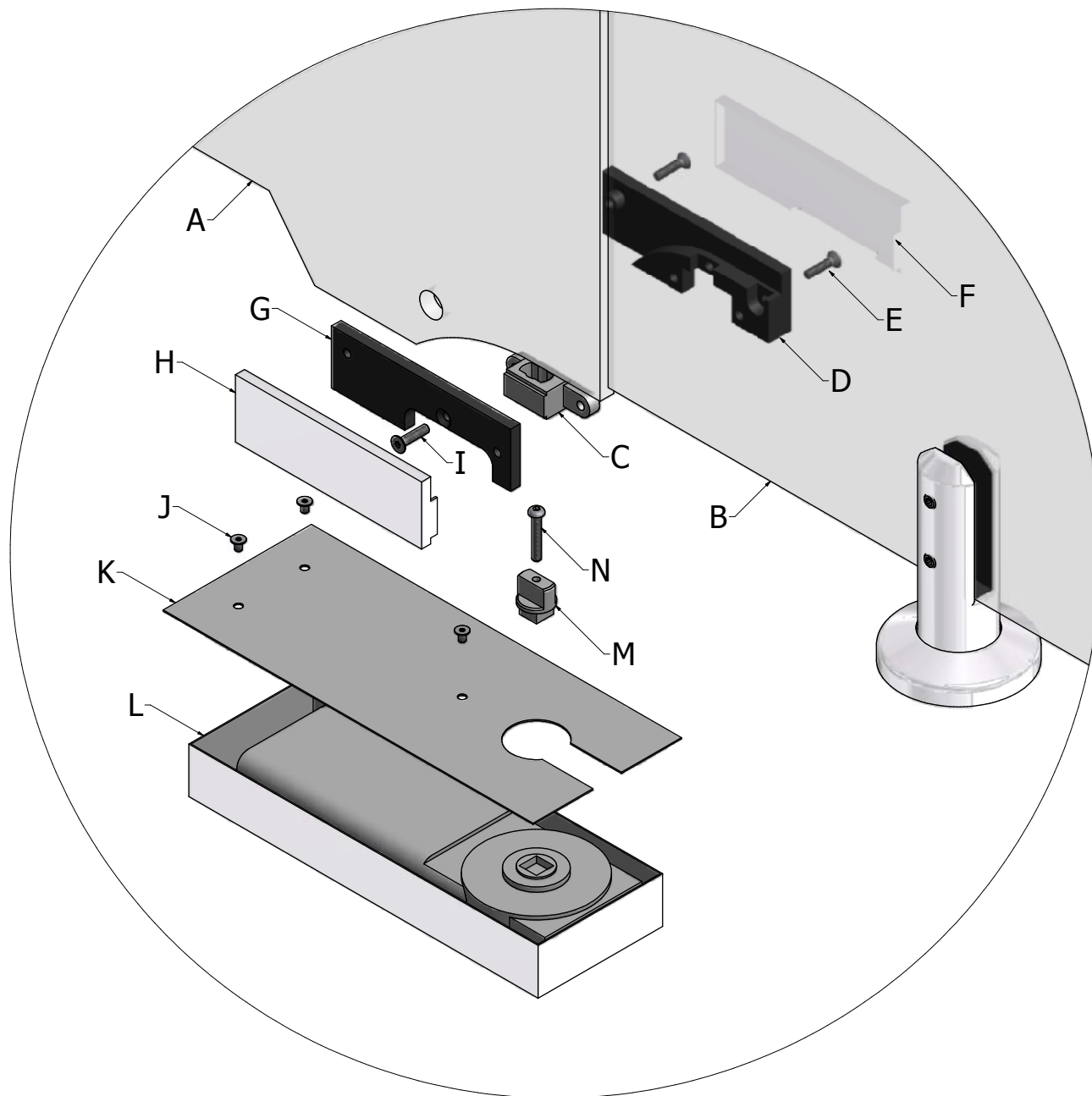
frameless  
**direct**  
 architectural glass and hardware

21 ENCORE AVENUE, SOMERTON, VICTORIA AUSTRALIA 3062

WEBSITE: [www.framelessdirect.com.au](http://www.framelessdirect.com.au)  
 EMAIL: [sales@framelessdirect.com.au](mailto:sales@framelessdirect.com.au)

TEL: 03 9303 9008  
 FAX: 03 8339 2425

# **PF-10 & FS-1** **GLASS TO GLASS** **FLOOR SPRING BOTTOM PATCH** **AND** **HEAVY DUTY FLOOR SPRING** **D.I.Y. ASSEMBLY GUIDE**



## **ITEM LIST**

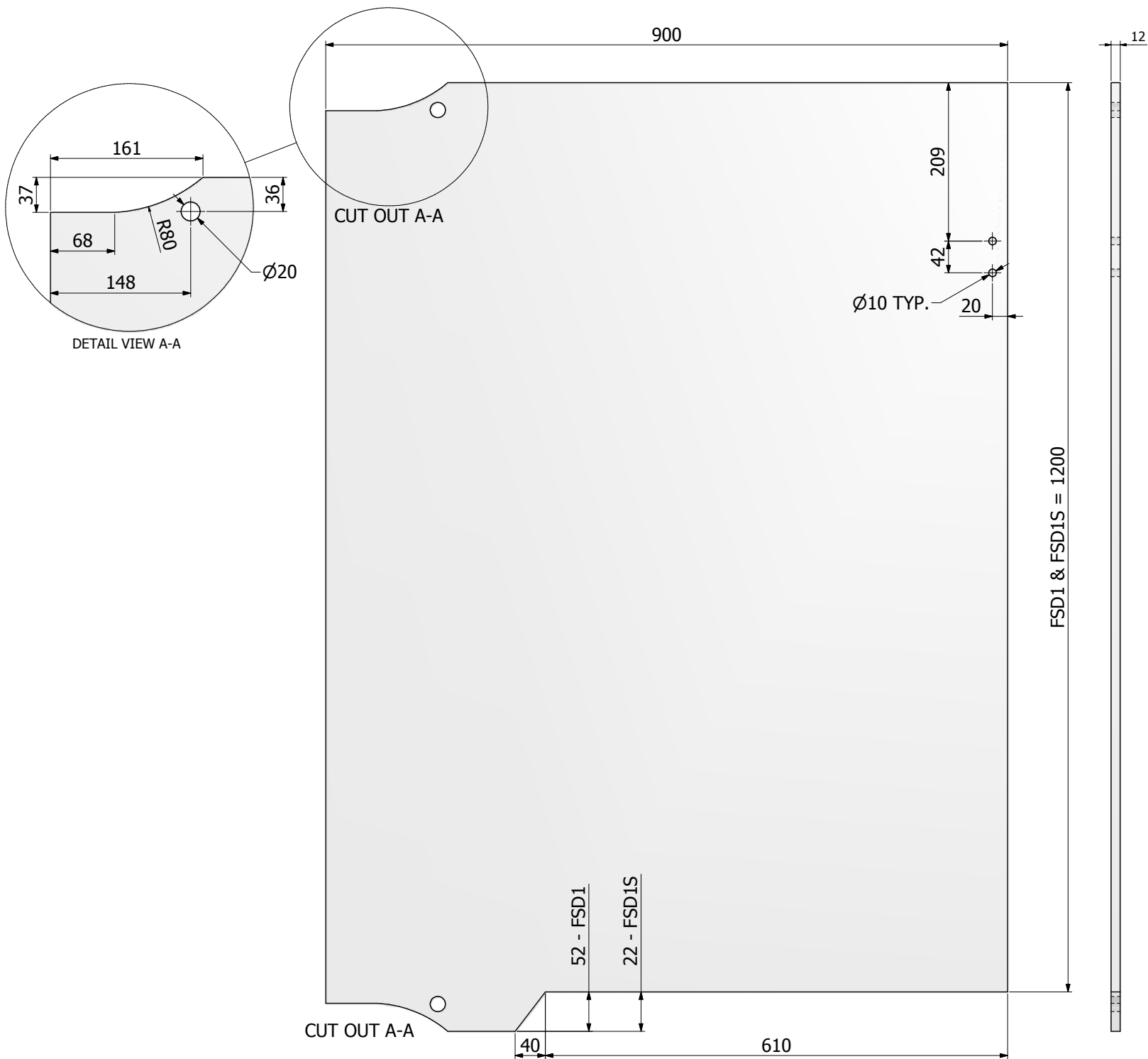
- A - 12mm GLASS GATE PANEL
- B - 12mm HINGE GLASS PANEL
- C - PIVOT HOUSING
- D - HINGE BODY LH
- E - M6 x 27 STAINLESS STEEL COUNTERSUNK CAP SCREW
- F - COVER PLATE
- G - HINGE BODY RH
- H - COVER PLATE
- I - M6 x 27 STAINLESS STEEL COUNTERSUNK CAP SCREW
- J - M5 x 8 STAINLESS STEEL COUNTERSUNK CAP SCREW
- K - FLOOR SPRING COVER PLATE
- L - HEAVY DUTY FLOOR SPRING
- M - SPINDLE
- N - SPINDLE SCREW

frameless  
**direct**  
 architectural glass and hardware

21 ENCORE AVENUE, SOMERTON, VICTORIA AUSTRALIA 3062

WEBSITE: [www.framelessdirect.com.au](http://www.framelessdirect.com.au)  
 EMAIL: [sales@framelessdirect.com.au](mailto:sales@framelessdirect.com.au)

TEL: 03 9303 9008  
 FAX: 03 8339 2425



**PRODUCT CODE:**

FSD1 - 1252mm x 900mm  
FSD1S - 1222mm x 900mm

**PRODUCT TYPE:**

FLOOR SPRING HINGE DOOR PANEL 1200 x 900mm  
TO SUIT PF-12 x 2 - GF-01 - PF-10 & FS-01  
TO SUIT FL-GG LATCH

**TECHNICAL DETAILS:**

12mm TOUGHENED CLEAR GLASS  
2mm RADIUS CORNERS  
POLISHED EDGES

**AUSTRALIAN STANDARDS:**

REGULATION No. AS1926.1 - POOL SAFETY STANDARDS  
REGULATION No. AS2088 - A GRADE TOUGHENED GLASS

frameless  
*direct*  
architectural glass and hardware

21 ENCORE AVENUE, SOMERTON, VICTORIA AUSTRALIA 3062

WEBSITE: [www.framelessdirect.com.au](http://www.framelessdirect.com.au)  
EMAIL: [sales@framelessdirect.com.au](mailto:sales@framelessdirect.com.au)

TEL: 03 9303 9008  
FAX: 03 8339 2425

800mm TO 1900mm  
(50mm INCREMENTS)

CUT OUT A-A

DETAIL A-A

1200

12

ISO VIEW

**PRODUCT CODE:**  
PGH1200

**PRODUCT TYPE:**  
POOL GLASS FLOOR SPRING HINGE PANEL 1200mm  
TO SUIT FSD POOL GATES  
TO SUIT PF-12 & GF-01

**TECHNICAL DETAILS:**  
12mm TOUGHENED CLEAR GLASS  
2mm RADIUS CORNERS  
POLISHED EDGES

**AUSTRALIAN STANDARDS:**  
REGULATION No. AS1926.1 - POOL SAFETY STANDARDS  
REGULATION No. AS2088 - A GRADE TOUGHENED GLASS

frameless  
*direct*  
architectural glass and hardware

21 ENCORE AVENUE, SOMERTON, VICTORIA AUSTRALIA 3062

WEBSITE: [www.framelessdirect.com.au](http://www.framelessdirect.com.au)  
EMAIL: [sales@framelessdirect.com.au](mailto:sales@framelessdirect.com.au)

TEL: 03 9303 9008  
FAX: 03 8339 2425